

NDP-7602-Z40 PTZ 2MP HDR 40x IP66 pendant AUTODOME 7100i


**ZOOM
40X**

- ▶ High performance 40x PTZ with excellent starlight imaging technology and high dynamic range delivers details in difficult light conditions
- ▶ Built-in artificial intelligence alerts operators of unusual scene activity
- ▶ IVA Pro brings highly reliable deep-learning based detection of persons and vehicles to scenes ranging from sterile zones to crowded and congested
- ▶ Highly accurate and reliable solution thanks to a closed-loop drive platform
- ▶ Optional direct fiber connection for increased communications security

With starlight imaging technology for excellent low-light sensitivity, Intelligent Video Analytics, and video streaming, the AUTODOME 7100i camera supports superior intelligence and imaging at the edge. The design gives undistorted, high-resolution video above the horizon, which is helpful in city landscapes that are not flat.

The camera has a powerful, embedded processor with dedicated hardware to support advanced machine learning and neural-network-based Video Analytics.

Built-in Intelligent Video Analytics Pro (IVA Pro) enriches full situational awareness and triggers relevant alerts.

With high image quality and the highest levels of data security, the camera gives you the flexibility to customize configuration to your specific requirements.

Bosch offers advanced device management and services through the Remote Portal (<https://remote.boschsecurity.com/>). From the Remote Portal you can (remotely):

- Complete initial configuration of your online and connected Bosch devices.
- Update firmware for single or multiple devices.

- Manage certificates through Configuration Manager or the web interface of your camera.
- Monitor the health of and receive alerts for your connected Bosch devices.

Functions

Camera Trainer

Based on examples of target objects and non-target objects, the Camera Trainer program uses machine learning to allow the user to define objects of interest and generate detectors for them. In contrast to the moving objects that the Intelligent Video Analytics application detects, the Camera Trainer program detects both moving and non-moving objects and classifies them immediately. Using Configuration Manager, you can configure the Camera Trainer program using both live video as well as recordings available through the respective camera. The resulting detectors can be downloaded and uploaded for distribution to other cameras.

Intelligent Video Analytics Pro (IVA Pro)

The camera comes with the IVA Pro Building and the IVA Pro Perimeter pre-installed and brings highly reliable deep-learning based detection and tracking of persons and vehicles to scenes ranging from

sterile zones to crowded and congested. Being extremely resistant to false triggers caused by challenging environments with rain, wind (moving trees), snow, hail, and water reflections as well as shadows and bugs, it reliably detects, tracks, and classifies objects. A smart set of alarm and counter rules allows to alert you when predefined alarms are triggered, and to forensically search with high efficiency through recordings. Configuration effort is minimized and made easy by removing the need for calibration.

Additionally, other options can be licensed to optimize the camera analytics for specific enterprise use-cases with the IVA Pro Traffic.

Video Analytics while camera is moving

Outside of pre-positions and even while the PTZ camera is moving, whether on guard tours or manually, the Intelligent Video Analytics application can detect and start alarms when objects are in alarm fields. These alarm fields are defined once across all PTZ camera views. The camera can automatically trigger an alarm if any part of a field within the camera's view becomes active while on a guard tour sweeping across the monitored areas.

Electronic image stabilization

The camera incorporates a built-in, electronic Image stabilization and algorithm that allows to sense continuous vibration. If it detects vibration, the device dynamically corrects the shaky video in both vertical and horizontal axis. The Image stabilization function delivers exceptional image clarity and a stable field of view on the monitor.

Exceptional low-light performance

The latest sensor technology combined with the sophisticated noise suppression results in an exceptional sensitivity in color. The low-light performance is so good that the camera continues to provide excellent color performance even with a minimum of ambient light.

H.265 high-efficiency video encoding

The camera is designed on the most efficient and powerful H.264 and H.265/HEVC encoding platform. The camera is capable of delivering high-quality and high-resolution video with very low network load. With a doubling of encoding efficiency, H.265 is the compression standard of choice for IP video surveillance systems.

More flexibility in streaming capabilities

The camera has three independent encoder streams. Users can configure each stream individually to change the video resolution and the frame rate. Users have two options:

1. Let the camera deliver what is possible based on its encoding performance across the streams equally.

2. Select one of the three streams to be prioritized, for example, to guarantee "quality of service" for the recording stream.

Users can select the coding standard (H.264/H.265) for each stream.

Each stream also has its own set of 8 encoder profiles that users can configure.

Auto Exposure (AE) region and Focus region

With the Auto Exposure (AE) function, the camera computes the lighting condition of the entire scene. Then the camera determines the optimum level of iris, gain, and shutter speed.

In AE region mode, users can designate a specified area of the scene, based on pre-positions. The camera computes the lighting condition of the specified area. Then the camera determines the optimum level of iris, gain, and shutter speed to get an image.

Focus region mode, unlike normal auto focus mode, allows users to focus on a specified area of the scene.

Snap to zoom

Drawing a box in the image will trigger the camera to zoom to the correct position.

Simple set-up

The camera has a very intuitive user interface that allows fast and easy configuration. Configurable scene modes are provided with the best settings for a variety of applications.

Users have the ability to customize these modes, if necessary, for the specific requirements of the site.

• Standard

This mode is optimized for most standard scenes both indoor and outdoor.

• Sensitivity boost

This mode provides maximum sensitivity in low light scenes by using longer exposure times, resulting in bright images even in extreme low light.

• Fast movement

This mode is used for monitoring fast moving objects like cars in traffic scenes. Motion artifacts are minimized and the image is optimized for a sharp and detailed picture in color and monochrome.

• Vibrant

This mode provides a more vivid image with increased contrast, sharpness, and saturation.

• Color Only (Traffic)

In this mode, the camera does not switch to monochrome mode at low light levels. The mode is optimized to minimize motion artifacts and to capture the color of vehicles/pedestrians and traffic lights, even at night, for scenarios such as city surveillance and traffic monitoring.

Custom mode #1 and **Custom mode #2** give users the option to customize 2 scene modes of their own.

DORI coverage

DORI (Detect, Observe, Recognize, Identify) is a standard system (EN-62676-4)* for defining the ability of a person viewing the video to distinguish persons or objects within a covered area. The maximum distance at which a camera/lens combination can meet these criteria is shown below:

DORI	Distance to object		
	WIDE 1x	TELE (maximum zoom)	Scene width
Detection 25 pixels/m (8 pixels/ft)	59 m (194 ft)	2316 m (7598 ft)	77 m (252 ft)
Observation 63 pixels/m (19 pixels/ft)	23 m (75 ft)	926 m (3038 ft)	31 m (101 ft)
Recognition 125 pixels/m (38 pixels/ft)	12 m (39 ft)	463 m (1519 ft)	15 m (50 ft)
Identification 250 pixels/m (76 pixels/ft)	6 m (20 ft)	232 m (761 ft)	8 m (25 ft)

* DORI distances theoretically calculated using object target pixels/m thresholds defined in EN 62676-4_2016-07.

Sophisticated alarm responses

The camera supports advanced alarm control that uses sophisticated rules-based logic to determine how to manage alarms. In its most basic form, a “rule” could define which input(s) should activate which output(s). In a more complex form, inputs and outputs can be combined with pre-defined or user-specified commands to perform advanced camera functions.

Pre-positions and tours

The camera supports 256 pre-positions and two styles of Guard Tours: Pre-position and Record/Playback. The Pre-position tour has capability for up to 256 pre-positions with a configurable dwell time between pre-positions and can be customized as to the order and the frequency that each Pre-position is visited. The camera also provides support for two (2) recorded tours, which have a total duration of 15 minutes of movements. These are recorded macros of an operator’s movements, including pan, tilt, and zoom activities, and can be played back in a continuous manner.

PTZ drive and mechanism

The camera has a closed-loop feedback control system using a 13-bit pan resolver and an 11-bit tilt resolver. This resolver makes sure that with every pan/tilt position, the camera can hold coordinates with accuracy. Because the camera always knows

where it is pointed, it will return automatically to its original position even if moved by extremely high winds.

The camera offers a reliable drive platform, designed for continuous tours for at least three years. It provides an unlimited three-year warranty for specified moving parts and five-year warranty for non-moving parts. Its design provides optimum smoothness in motion when used at low speeds or with a joystick.

Pan and tilt pre-positions are accurate to within average ± 0.1 degrees typ. so that the camera shows the correct scene every time. The camera has a tilt angle 20 degrees above the horizon, and a pan range of up to 360 degrees continuous rotation.

Data security

Special measures are necessary to ensure the highest level of security for device access and data transport. On initial setup, the camera is only accessible over secure channels. A three-level password protection with security recommendations lets users customize device access. Unsecure ports are disabled. Firmware updates are only possible with Bosch-signed firmware files. The Embedded Login Firewall improves robustness against Denial of Service (DoS) attacks. The software sealing functionality can detect changes in a configuration. HTTPS or other secure protocols prevent access to the web browser and the viewing client. With the feature of secure and verified boot, you can trust all executed code in the device.

TPM functionality is provided by “Secure Element” (dedicated AES/DES/PKI crypto co-processor) that:

- Is independently certified with Assurance Level (EAL) 6+ based on Common Criteria for Information Technology Security Evaluation [out of 7 levels according to ISO/IEC 15408]
- Has cryptography with a maximum of 4096 bit RSA keys for TLS (maximum version 1.3) and device identity (Future-proof until 2031 and beyond) [according to NIST Special Publication 800-57, part 1, page 56]

The advanced certificate handling offers:

- Up to 3072 bit RSA keys for TLS, Self-signed, unique certificates automatically created when required
- Client and server certificates for authentication
- Client certificates for proof of authenticity
- Certificates with encrypted private keys

Power options

The camera can be powered by one of the devices in the list that follows:

- A 60 W midspan (IEEE 802.3bt, Type 3, Class 6 standard)
- A 24 VAC power source
- A 36 VDC power source

In a PoE configuration, a single (Cat5e/Cat6) cable connection provides power while simultaneously supporting data and video transmission. For maximum reliability, the camera can operate in a redundant configuration, with both a 24 VAC/36 VDC power source and an IEEE 802.3bt midspan or a switch connected simultaneously. If one power source fails, the camera switches automatically to the other power source. The camera can also accept a standard 24 VAC/36 VDC power source if a PoE network interface will not be used.

An IEEE 802.3bt, Type 3, Class 6 compliant 60 W midspan from Bosch or an IEEE 802.3bt compliant 60W per AUTODOME port switch is required.

System integration and ONVIF conformance

The camera conforms to the specifications for ONVIF Profile S, ONVIF Profile G, and ONVIF Profile M. (ONVIF is the acronym for Open Network Video Interface Forum.) For H.265 configuration, the camera also supports Media Service 2, which is part of ONVIF Profile T. Compliance with these standards guarantees interoperability between network video products, regardless of manufacturer. Third-party integrators can easily access the internal feature set of the camera for integration into large projects. For more information, see the Bosch Integration Partner Program (IPP) website (ipp.boschsecurity.com). Cameras with this platform are intended to be backwards compatible with existing VMS integrations.

Design for challenging environments

The pendant housing is rated to provide IP66 protection and offers an operating temperature range down to -40° C (-40° F).

The pendant camera comes ready for pendant arm or pipe applications with the proper mounting hardware (sold separately).

Ease of installation and servicing

The camera has been designed for quick and easy installation, a key feature from Bosch IP video products. All housings feature recessed screws and latches for increased tamper resistance. Bosch designed the camera with the knowledge that field cables and mounts are installed before the camera is mounted. The hinge design allows one person to hook the camera to the mount. One person can connect the cables directly to the camera without re-routing cables.

The compatible accessories for these products are listed below.

Remotely upgrade the camera whenever new firmware becomes available. This ensures up-to-date products, thus protecting investment with little effort.

Camera Diagnostics

The camera has several built-in sensors / advanced diagnostics that display warnings on the camera's OSD about the health of the camera. The diagnostics log records the events such as:

- Low voltage - a sustained drop in incoming voltage below the level where the camera operation is degraded but not yet totally non-functional
- High temperature - the internal temperature exceeds specifications
- Low temperature - the internal temperature exceeds minimum levels
- High humidity - the internal humidity exceeds 70%
- Total hours of camera operation

Certain events also appear on the camera's OSD. These diagnostic records are available for the installation or service technician to review.

Regulatory information

For a full list of all related certifications/standards, refer to the Product Test Reports, available on the online catalog, on the Documents tab of the product page for your device. If the document is unavailable on the product page, contact your sales representative.

Electromagnetic compatibility (EMC)	FCC Part 15, ICES-003 EN 55032 (Class A) EN 50130-4 EN 50121-4 (Railway applications) CISPR 32 (Class A)
Product Safety	Complies with UL, CE, CSA, EN, and IEC standards including: UL 62368-1 EN 62368-1 CAN/CSA-C22.2 No. 62368-1-14 IEC 62368-1 Ed.2 IEC 60950-22 Ed.2
Marks	UL, CE, WEEE, VCCI, FCC, RoHS

Region	Regulatory compliance/quality marks	
Europe	CE	AUTODOME 7100i
Great Britain	UKCA	AUTODOME 7100i
Global	IEC 62443	Industrial Cyber Security Capability

Installation/configuration notes

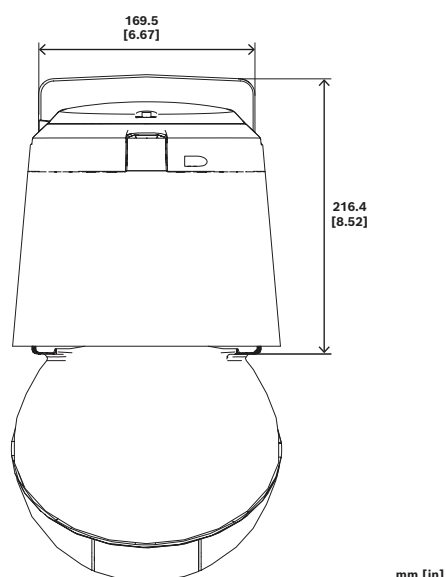


Fig. 1: Dimensions in mm (in.) of the camera on NDA-7100-PEN | NDA-7100-PENF (front view)

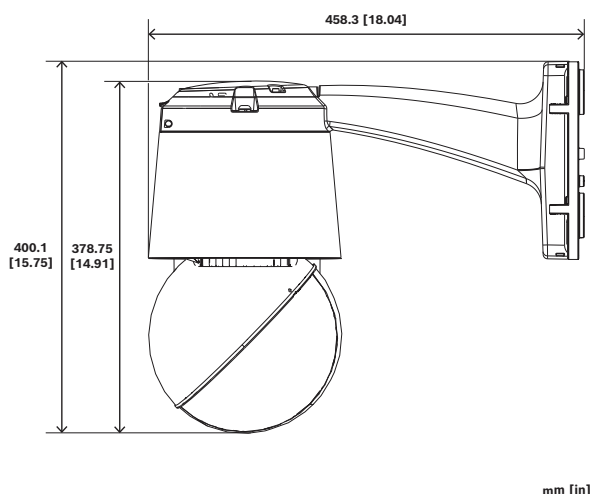


Fig. 2: Dimensions in mm (in.) of camera installed on NDA-7100-PEN | NDA-7100-PENF with NDA-PEND-WPLATE (side view)

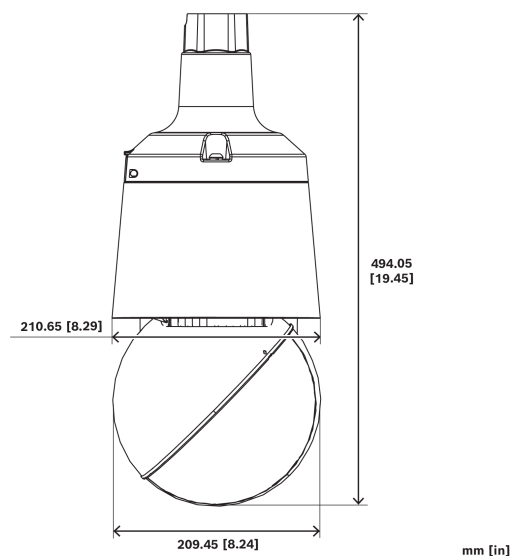


Fig. 3: Dimensions in mm (in.) of camera installed on NDA-7100-PIPE | NDA-7100-PIPEF (pipe mount)
For more options, see [Camera Accessories - Quick Selection Guide](#).

Parts included

Quantity	Component
1	AUTODOME 7100i camera
1	Quick Installation Guide
1	Safety instructions
4	MAC address labels

Technical specifications

Sensor

Sensor type	1/2.8 inch CMOS
Total sensor pixels	2 MP approx.
Effective pixels (H x V)	1,920 x 1,080

Optical

Lens zoom (x)	40x
Digital zoom (x)	32x
Lens aperture (/F)	1.60 /F – 4.95 /F
Lens focal length (mm)	4.25 mm – 170 mm
Field of View varifocal lens (°)	1.90° x 66.35°
Zoom/focus control	Automatic (with manual override)

Iris control	Automatic (with manual override)
Number of imagers	1
Common Product Platform	CPP13

Video functions

Modes for viewing the video area of pre-position settings	Full-screen automatic exposure, or defined to a specific area. Specific area can also be used for focus.
Image stabilization	Electronic
WDR technology	HDR
High Dynamic Range (HDR) (dB)	120 dB
Measured according to IEC 62676 Part 5 (dB)	92 dB
Sensitivity	3100K; Reflectivity 89%; 1/30; F1.6; 30 IRE
Color (lx)	0.0067 lx
Monochrome (lx)	0.0010 lx
Day/night modes	Auto; Color; Monochrome
Gain control	AGC; Fixed; Region per pre-position
Camera functionality	Geolocation; Audio detection; Backlight compensation (BLC); Intelligent auto exposure; Contrast enhancement; Sharpness enhancement; Intelligent defog; Pixel counter; Tamper detection; Saturation; Brightness; Color hue
White balance modes	Manual mode; Indoor; Outdoor; AWB hold; Extended ATW; ATW
White balance (K)	2,000 K – 10,000 K
Number of privacy masks	32
Privacy masks pattern	Black; White; Gray; Auto color; 16 M color; Mosaic; 10 blurred levels
Shutter modes	Automatic Electronic Shutter (AES); 1/1 min; 1/30,000 max
Number of pre-positions	256, each with 40 characters per title

Scene modes	Standard; Vibrant; Fast movement; Sensitivity boost; Color only; Custom mode #1; Custom mode #2
Supported languages	Czech; German; English; Spanish; French; Italian; Japanese; Dutch; Polish; Portuguese (Brazil); Russian; Simplified Chinese
(Guard) Tours	Custom Recorded tours: two (2), maximum total duration 15 minutes (depending on the amount of commands sent during recording); Pre-position tour - one (1), consisting of up to 256 scenes consecutively, and one (1) customized with up to 256 user-defined scenes

Sectors	4, 6, 8, 9, 12, or 16 user-selectable, independent Sectors, each with 40 characters per Title
Virtual Masks	24 individually configurable Virtual Masks to hide parts of the scene (background motion such as moving trees, pulsating lights, busy roads, etc.)
Alarm control	Rules-based logic supports basic and complex pre-defined user-specified commands In its most basic form, a "rule" could define which input(s) should activate which output(s).
Camera status monitoring	Integrated sensors monitor operational status such as internal temperature, humidity level, incoming voltage level, vibration, and shock events.
Diagnostics	Various status conditions are tracked in the internal diagnostic log. Critical fault conditions will also be displayed on screen.

Functionality

Alarm triggering	Audio detection; Motion detection
Alarms activations	Video loss; System alarm

Video content analysis

Analysis type	Intelligent Video Analytics; Camera trainer; Intelligent Video Analytics Pro: IVA Pro Buildings; Intelligent Video Analytics Pro: IVA Pro Perimeter; Intelligent Video Analytics Pro: IVA Pro Traffic; Intelligent Video Analytics Pro: IVA Pro Intelligent Tracking (Note: Separate licenses are available for IVA Pro Intelligent Tracking, IVA Pro Traffic.)
Configurations	Scheduled; Event triggered; Off; Global VCA; Profiles 1 - 16

Alarm triggers	Any object; Object in field; Line crossing; Enter / leave field; Loitering; Follow route; Idle / removed object; Counting; Occupancy; Crowd density estimation; Condition change; Similarity search; Flow / counter flow; Tampering; Rule based alarms and tracking; Audio detection
Object filters	Duration; Size; Aspect ratio; Speed; Direction; Color; Object classes (4)
Additional functionalities	Intelligent tracking; Detect moving objects during PTZ; Tamper detection
Geolocation	Tracking of object locations
Tracking modes	Standard (2D) tracking; 3D tracking; 3D people tracking; Ship tracking; Museum mode

Video streaming

Resolution	1920 x 1080; 1280 x 720; 704 x 480; 768 x 432; 512 x 288; 704 x 576; 640 x 480; 1536 x 864; 720 x 480; 720 x 576
Frame rate (fps)	1 fps – 60 fps
Streaming	3 fully configurable streams with the option to activate or deactivate VCA overlays on each stream
Video compression	H.264 (ISO/IEC 14496-10); M-JPEG; H.265/HEVC
GOP structure	IP

Network

Cloud services	Stratocast Genetec; Remote Portal
Ethernet type	Auto-sensing; 100BASE-TX; 1000BASE-T; Full duplex
Integration tools	Video SDK; RCP+ SDK
Overall IP delay	30 fps: 281 ms (typical); 60 fps: 159 ms (typical)

Support for optional Fiber SFP modules

Note: Refer to the camera installation manual for details.

Description	Third-party SFP fiber modules are supported when used with the optional mounts NDA-7100-PENF NDA-7100-PIPEF.
Data rate	Must use 1 Gbps SFP modules.

Compatibility	The SFP modules used on the end-to-end system (AUTODOME camera/media converter) must be compatible, if not the same exact brand and part number. The fiber used must be compatible with the SFP modules in mode (single-mode or multi-mode) and wavelengths.
---------------	---

Operation

Conformity	ONVIF Profile S; ONVIF Profile G; ONVIF Profile T; ONVIF Profile M
Protocols / standards	IPv4; IPv6; UDP; TCP; HTTP; HTTPS; RTP/RTCP; IGMP V2/V3; ICMP; ICMPv6; RTSP; FTP; ARP; DHCP; NTP (SNTP); SNMP (V3, MIBII); DNS; DNSv6; DDNS (DynDNS.org, selfHOST.de, no-ip.com); SMTP; iSCSI; UPnP (SSDP); DiffServ (QoS); SOAP; CHAP; Digest authentication; IGMP; HSTS; RTSPS; MQTT; SRTP

Data security

Encryption	TLS 1.2; AES 256; AES 128; TLS 1.3
Local storage encryption	XTS-AES
Security	HTTPS
Video authentication	Off; Watermark; MD5; SHA-1; SHA-256

User Connections

Alarm inputs	2
Alarm relay output	One (1) dry contact relay, 27 VAC, 1 A, AC, rms 30 VDC, 2 ADC; Three output lines (selectable N.O./N.C./Common)

Audio

Audio input	Line-in
Audio output	Line-out
Audio streaming	Full duplex
Compression and sampling rate	G.711 8 kHz; L16 16 kHz; AAC-LC 80kbps 16 kHz; AAC; AAC-LC 48kbps 16 kHz

Storage

Internal storage	Memory card SD
Memory card slot	SDHC; SDXC

Recording mode	Manual; Scheduled; Pre-alarm; Alarm
----------------	-------------------------------------

Note: For this camera, Bosch does not recommend the use of microSD cards or of microSD to SD adapters.

Mechanical

Pan range (°)	0° – 360° continuous
Tilt range (°)	-90° – 20°
Pan speed (°/s)	0.01°/s – 400°/s
Tilt speed (°/s)	0.01°/s – 300°/s
Intelligent tracking speed (°/s)	0.1°/s – 400°/s
Pre-position accuracy (average) (°)	± 0.10° typ.

Electrical

Input voltage (VAC)	24 VAC 50/60 Hz (IEC 62368-1 Limited Power Source)
Input voltage (VDC)	36 VDC (IEC 62368-1 Limited Power Source)
PoE nominal voltage (VDC)	54 VDC
PoE input	IEEE 802.3bt Type 3, Class 6, 60W
Power consumption (W)	43.2 W at 24VAC, 50/60Hz and 3A at 24VAC, 50/60Hz 48.6W at POE 54VDC 46.8W at 36VDC

Environmental

IP rating	IP66
Degree of protection	UL type 4X
Operating temperature (°C)	-40 °C – 60 °C
Operating temperature (°F)	-40 °F – 140 °F
Storage temperature (°C)	-40 °C – 70 °C
Storage temperature (°F)	-40 °F – 158 °F
Operating relative humidity, non-condensing (%)	0% – 95%
Storage relative humidity (%)	0% – 95%
Cold start temperature (°C)	-35 °C

Cold start temperature (°F)	-31 °F
Wind load	Camera will hold its position in gusts up to 170 mph (274 kph).
Effective projected area (EPA) (camera with pendant arm)	0.17 m ² (0.57 ft ²)
Effective projected area (EPA) (camera with pipe mount)	0.31 m ² (1.01 ft ²)

Vibration	IEC 60068-2-6; NEMA TS2 Section 2.2.8
Shock	IEC 60068-2-27; NEMA TS2 Section 2.2.9
Power service	NEMA TS2 Section 2.2.7.2
Power interruption	NEMA TS2 Section 2.2.10
Salt mist spray (corrosion test)	EN 50130-5: IEC 60068-2-42, Sulfur Dioxide, 21 days; IEC 60068-2-52, Salt Mist, Test Method 1, 4 cycles
External mechanical impact	IEC 62262: IK10
Sustainability	PVC Free

Construction

Dimensions (Ø x H) (mm)	210.65 mm x 324 mm
Dimensions (Ø x H) (in)	8.3 in x 12.80 in
Weight (kg)	5.50 kg
Weight (lb)	12 lb
Material	Anodized cast aluminum
Bubble material	Clear polycarbonate
Color in RAL	RAL 9003 Signal white
Coating type	Powder coat
Material finish	Smooth
Bubble size (mm)	209.6 mm
Bubble size (in)	8.25 in

Ordering information

NDP-7602-Z40 PTZ 2MP HDR 40x IP66 pendant

PTZ dome camera, 2MP, 40x optical zoom, HDR, starlight imaging, IP66, IK10, IVA Pro Buildings, IVA Pro Perimeter

NDAA compliant

Order number **NDP-7602-Z40 | F.01U.389.322**

F.01U.394.938

Accessories

NPD-6001C Midspan bt 60W indoor

Indoor midspan with Power-over-Ethernet for use with PoE-enabled cameras; 60 W, single-port, AC input

Order number **NPD-6001C | F.01U.398.266**

NPD-6001C-E Midspan bt 60W IP67

Outdoor midspan with Power-over-Ethernet for use with PoE-enabled cameras; 60 W, single-port

Order number **NPD-6001C-E | F.01U.398.267**

NPD-6001-I Midspan bt 60W indoor industrial

industrial midspan with Power-over-Ethernet for use with PoE-enabled cameras; 60 W, single-port

Order number **NPD-6001-I | F.01U.398.269**

NPD-6001C-BT Midspan bt 60W indoor TAA

Indoor midspan with Power-over-Ethernet for use with PoE-enabled cameras; 60 W, single-port, AC input
TAA compliant

Order number **NPD-6001C-BT | F.01U.404.538**

F.01U.413.956

NPD-6001C-EBT Midspan bt 60W IP67 TAA

Outdoor midspan with Power-over-Ethernet for use with PoE-enabled cameras; 60 W, single-port
TAA compliant

Order number **NPD-6001C-EBT | F.01U.404.539**

F.01U.413.957

NPD-6001-IBT Midspan bt 60W indoor industrial TAA

industrial midspan with Power-over-Ethernet for use with PoE-enabled cameras; 60 W, single-port
TAA compliant

Order number **NPD-6001-IBT | F.01U.404.540**

F.01U.413.958

NDA-6090-PMA Pole mount for midspan bt outdoor

Pole mount for outdoor PoE midspans NPD-6001C-E / NPD-6001C-EBT and NPD-9001-E / NPD-9001-EBT

Order number **NDA-6090-PMA | F.01U.402.626**

NDA-7100-PEN Pendant arm for AUTODOME 7100i

Pendant arm mount for AUTODOME 7100i and AUTODOME 7100i IR cameras

Order number **NDA-7100-PEN | F.01U.389.329**

NDA-7100-PENF Pendant arm fiber AUTODOME 7100i

Pendant arm with direct fiber connection for AUTODOME 7100i and AUTODOME 7100i IR cameras

Order number **NDA-7100-PENF | F.01U.395.439**

NDA-7100-PIPE Pipe mount for AUTODOME 7100i

Pipe mount for AUTODOME 7100i and AUTODOME 7100i IR cameras

Order number **NDA-7100-PIPE | F.01U.389.330**

NDA-7100-PIPEF Pipe mount fiber for AUTODOME 7100i

Pipe mount with direct fiber connection for AUTODOME 7100i and AUTODOME 7100i IR cameras

Order number **NDA-7100-PIPEF | F.01U.395.440**

NDA-PEND-WPLATE Mounting plate for NDA-7100-PEN/PENF

Mounting plate for NDA-7100-PEN and NDA-7100-PENF for AUTODOME 7100i and AUTODOME 7100i IR cameras

Order number **NDA-PEND-WPLATE | F.01U.400.682**

NDA-U-PSU0 PSU, 24VAC, for NDA-7100PEN/PENF

Power supply unit without transformer, 24 VAC, IK10

Order number **NDA-U-PSU0 | F.01U.411.639**

NDA-U-PSU1 PSU, 120VAC, for NDA-7100-PEN/PENF

Power supply unit with 120 VAC transformer, IK10

Order number **NDA-U-PSU1 | F.01U.411.640**

NDA-U-PSU2 PSU, 230VAC, for NDA-7100-PEN/PENF

Power supply unit with 230 VAC transformer, IK10

Order number **NDA-U-PSU2 | F.01U.411.641**

NDA-7100-PA0 Wallarm and PSU for AD7100i 24VAC

Power supply unit without transformer, 24 VAC, IK10

Order number **NDA-7100-PA0 | F.01U.417.534**

NDA-7100-PA0F Wallarm and PSU for AD7100i fiber 24VAC

Power supply unit without transformer, 24 VAC, IK10

Order number **NDA-7100-PA0F | F.01U.418.054**

NDA-7100-PA1 Wallarm and PSU for AD7100i 120VAC

wallarm and PSU for AD7100i 120VAC

Order number **NDA-7100-PA1 | F.01U.418.055**

NDA-7100-PA2 Wallarm and PSU for AD7100i 230VAC

wallarm and PSU for AD7100i 230VAC

Order number **NDA-7100-PA2 | F.01U.418.058**

NDA-7100-PA1F Wallarm and PSU for AD7100i fiber 120VAC

wallarm and PSU for AD7100i fiber 120VAC

Order number **NDA-7100-PA1F | F.01U.418.070**

NDA-7100-PA2F Wallarm and PSU for AD7100i fiber 230VAC

wallarm and PSU for AD7100i fiber 230VAC

Order number **NDA-7100-PA2F | F.01U.418.059**

NDA-U-PMT Pendant pipe mount, 12" (31cm)

Universal pipe mount for dome cameras, 31 cm, white

Order number **NDA-U-PMT | F.01U.324.940**

NDA-U-WMP Wall mount plate

Back plate for universal wall mount, corner mount and pole mount, white, IP66

Order number **NDA-U-WMP | F.01U.324.950**

NDA-U-RMT Pendant parapet mount

Universal roof mount for dome cameras, white, for outdoor usage

Order number **NDA-U-RMT | F.01U.324.945**

LTC 9230/01 Parapet roof mount adapter

Flat Roof Mount Adapter for mounting a unit in an upright position on a flat surface.

Order number **LTC 9230/01 | F.01U.503.630**

NDA-U-PMAL Pole mount adapter large

Universal pole mount adapter, white; large
Order number **NDA-U-PMAL | F.01U.324.944**

NDA-U-CMT Corner mount adapter

Universal corner mount, white
Order number **NDA-U-CMT | F.01U.324.946**

SD-064G IP SECURITY SD CARD 64GB

64 GB industrial SD card with health status monitoring
Order number **SD-064G | F.01U.394.677**

SD-128G IP SECURITY SD CARD 128GB

128 GB industrial SD card with health status monitoring
Order number **SD-128G | F.01U.394.678**

SD-256G IP SECURITY SD CARD 256GB

256 GB industrial SD card with health status monitoring
Order number **SD-256G | F.01U.394.679**

Software Options**MVC-IVA-TRA IVA Pro Traffic**

Video analytics software based on deep neural network technology for traffic monitoring and Automatic Incident Detection.

Order number **MVC-IVA-TRA | F.01U.409.538**

MVC-IVA-IT IVA Pro Intelligent Tracking

AI-based Intelligent Tracking and video analytics while the camera is moving for applications in crowds and traffic scenes

Order number **MVC-IVA-IT | F.01U.412.107**

Services**EWE-AD71IP-IWMP 12 mths wrty ext AD 7100i moving parts**

12 months warranty extension

Order number **EWE-AD71IP-IWMP | F.01U.402.736**

Represented by:**Europe, Middle East, Africa:**

Bosch Security Systems B.V.
P.O. Box 80002
5600 JB Eindhoven, The Netherlands
Phone: +31 40 2577 284
www.boschsecurity.com/xc/en/contact/
www.boschsecurity.com

Germany:

Bosch Sicherheitssysteme GmbH
Robert-Bosch-Ring 5
85630 Grasbrunn
Tel.: +49 (0)89 6290 0
Fax: +49 (0)89 6290 1020
de.securitysystems@bosch.com
www.boschsecurity.com

North America:

Bosch Security Systems, LLC
130 Perinton Parkway
Fairport, New York, 14450, USA
Phone: +1 800 289 0096
Fax: +1 585 223 9180
onlinehelp@us.bosch.com
www.boschsecurity.com

Asia-Pacific:

Robert Bosch (SEA) Pte Ltd, Security Systems
11 Bishan Street 21
Singapore 573943
Phone: +65 6571 2808
Fax: +65 6571 2699
www.boschsecurity.com/xc/en/contact/
www.boschsecurity.com